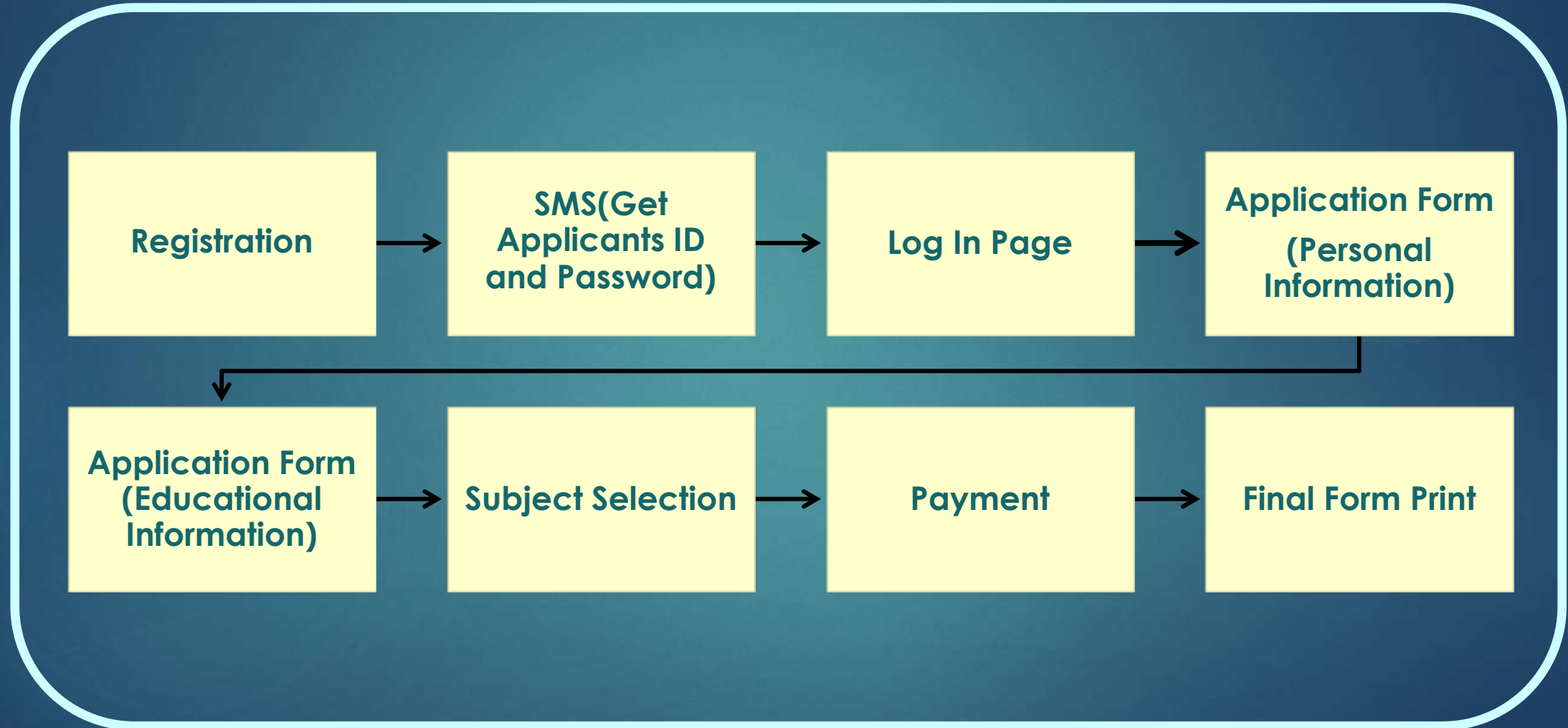


Required Information for Apply

- ❖ NATIONALITY, NAME, DATE OF BIRTH (DATE/ MONTH/ YEAR), OWN CORRECT MOBILE NUMBER (ONE MOBILE NUMBER CAN BE USED ONCE), H.S. PASSING YEAR, ROLL NUMBER OF H.S. NAME OF BOARD.
- ❖ FATHER'S NAME, MOTHER'S NAME, GENDER, RELIGION, IF YOU ARE PHYSICALLY DISABLED THEN TYPE AND PERCENTAGE OF DISABILITY, APL/ BPL/ SOCIAL STATUS, CATEGORY (SC/ST/OBC), CERTIFICATE NUMBER OF CATEGORY, DATE, CERTIFICATE ISSUING AUTHORITY, APPLICANT'S ADDRESS – VILLAGE, PO, PS, BLOCK (NOT MANDATORY), DISTRICT, PIN CODE, NAME OF BOARD OF H.S. PASSING YEAR, STREAM (ARTS, SCIENCE, COMMERCE), TOTAL MARKS OF EACH SUBJECT IN H.S. MARKS OBTAINED BY CANDIDATE.

Steps :



Registration

- Nationality
- Name
- Date of Birth
- Own correct mobile number
- Write the mobile number again
- Write the e-mail ID
- Name of board of H.S.
- Roll Number of H.S.
- Year of passing H.S. examination
- Write the number in the box given below
- Click in CONTINUE Button
- Click EDIT to change wrong information given previously and write correct information
- Click on SUBMIT

Welcome to This college

Registration Form

* fields are mandatory.

Nationality * :

Name * :

Date of Birth * :

Mobile Number * : (Only 10 digit mobile no. without 0/+91)

Confirm Mobile Number * :


E-Mail Address :

Higher Secondary / 10+2 Board * :

Please Enter Valid Roll No. Otherwise Your Candidature Will be Cancelled

Roll no / Unique ID * : [e.g. 14032-0038]

Higher Secondary / 10+2 Passing Year * :

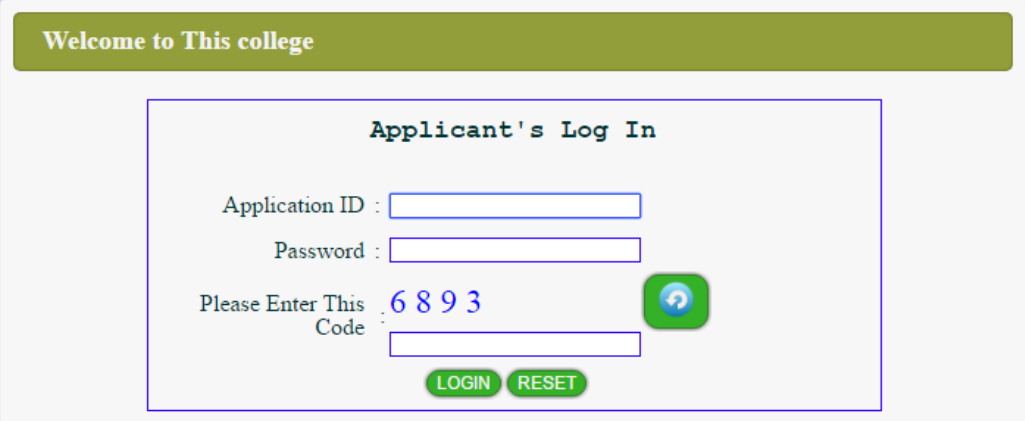
Please Enter This Code * : 

Welcome Message appeared with your Application ID. You get a SMS in your given mobile number with your Application ID and Password. Store the message carefully still admission in college.

Then click on Log In button

Log In

- Write the application ID
- Write the Password
- Write the number in the box given below
- Click Log In




Welcome to This college

Applicant's Log In

Application ID :

Password :

Please Enter This Code : 6 8 9 3 

Application Form (Personal Information)

- Write Father's Name
- Write Mother's Name
- Choose your Gender
- (If Female) Write your Kanyasree ID
- Choose your Religion
- If you are Physically Disable then Type and Percentage of Disability
- APL/ BPL/ Social status
- If Applicant's Parents are literate then select 'No' in **First Generation Learners**, otherwise select 'Yes'.
- Category (SC/ST/OBC), Certificate number of Category, Date, Certificate issuing authority
- Write your Nearest Railway Station

The screenshot shows a web-based application form titled "Application Form (Step 1) - Personal Information". The form is divided into several sections:

- Header:** "Application Form (Step 1) - Personal Information" with a "Log Out" button in the top right corner.
- Personal Information:**
 - Name: PABITRA KR. HANICAL
 - Application ID: AJO16600001
 - Father's Name: [Text Field]
 - Mother's Name: [Text Field]
 - Gender: Male (selected), Female, Transgender
 - Religion: [Search]
 - PWD: YES (selected), NO
 - Type: [Search] [Percentage] %
 - Minority: [Search]
 - First Generation Learner: [Search]
 - Category: SC
 - Certificate No.: [Text Field]
 - Issuing Authority: [Search]
 - Issuing Year: [Text Field]
 - Family Monthly Income: [Text Field]
 - Nearest Railway Station: [Text Field]
 - Marital Status: [Search]
- Present Address:**
 - Village / Street: [Text Field]
 - P.O.: [Text Field]
 - P.S.: [Text Field]
 - Block: [Text Field]
 - State: WEST BENGAL
 - District: [Search District]
 - PIN: [Text Field]
- Permanent Address:** Click here if present address and permanent address is same
 - Village / Street: [Text Field]
 - P.O.: [Text Field]
 - P.S.: [Text Field]
 - Block: [Text Field]
 - State: [Search state]
 - District: [Text Field]
 - PIN: [Text Field]
- Footer:** Please Enter Tax Code: 8822 [Text Field] [Refresh] [CONTINUE]

- Write Family Monthly Income
- Choose your Marital Statues
- Write Applicant's Present Address – Village, PO, PS, Block (not mandatory), District, and Pin Code
- If Candidate's Present Address and permanent Address are same then click the check box.
- Write the number in the box given below
- Click on Continue Button
- The form will show.
- Click Edit Data to change wrong information given previously and write correct information
- Click on Final Submit

The screenshot shows a web-based application form titled "Application Form-(Step 3)-Personal Information". The form contains the following fields and options:

- Name:** PABITRA KR. NANDAL
- Application ID:** A30164000001
- Father's Name:** [Empty field]
- Mother's Name:** [Empty field]
- Gender:** Male (selected), Female, Transgender
- Religion:** [Search dropdown]
- PHID:** YES
- Type:** [Search dropdown] %
- Minority:** [Search dropdown]
- First Generation Learner:** [Search dropdown]
- Category:** SC
- Certificate No.:** [Empty field]
- Issuing Authority:** [Search dropdown]
- Issuing Year:** [Empty field]
- Family Monthly Income:** [Empty field]
- Nearest Railway Station:** [Empty field]
- Marital Status:** [Search dropdown]

Present Address:

- Village / Street: [Empty field]
- P.O.: [Empty field]
- P.S.: [Empty field]
- Block: [Empty field]
- State: WEST BENGAL
- District: [Search District dropdown]
- Pin: [Empty field]

Permanent Address: Click here if present address and permanent address is same

- Village / Street: [Empty field]
- P.O.: [Empty field]
- P.S.: [Empty field]
- Block: [Empty field]
- State: [Search state dropdown]
- District: [Empty field]
- Pin: [Empty field]

At the bottom, there is a field for "Please Enter This Code" with the value "8822" and a "CONTINUE" button.

Applicant's Form (Educational Information)

- Select Candidate's H.S Stream
- Choose Candidate H.S Subjects and write total marks of each subject and marks obtained by Candidate
- Full marks in ENGLISH should not be less than 100
- Select 'NO' in last option of subject name in case of less than five subjects in H.S. and also write 0 (zero) on the respective box.
- Write the number in the box given below
- Click in **CONTINUE** Button
- The form will shown
- Click **EDIT DATA** to change wrong information given previously and write correct information
- Click on **FINAL SUBMIT** button

Select Stream

Choose Subjects	Theory		Practical / Project		Total Obtained Marks
	Full Marks	Obtained Marks	Full Marks	Obtained Marks	
ENGLISH					
-Select Subject-					
-Select Subject-					
-Select Subject-					
-Select Subject-					
-Select Subject-					
ENVOIRNMENTAL STUDIES					


4838

Please enter the number shown above:

Subject Selection

* The Honours Subjects and General Stream, which can be taken by applicant, will show as per previous qualification (H.S.) of candidate.

- * Choose & click on the check box, in which subject Candidate want to take Honours.
- * If you want, Select the General Stream also
- * Click in **CONTINUE** Button
- * Click **EDIT DATA** to change wrong information given previously and write correct information
- * Click on **FINAL SUBMIT**



The screenshot shows a web application interface for subject selection. At the top right, there is a 'Log Out' button. Below it, there are two input fields: 'Name' with the value 'AAA' and 'Application ID' with the value 'XXXXXXXXXX'. The main content area is divided into two sections. The first section is titled 'Choose your desired Honours Subject(s) you want to apply for:' and contains a table with two columns: 'Honours Subjects' and 'General Stream'. The first row shows 'BENGALI' and 'HISTORY' with checkboxes. The second section is titled 'Choose your desired General Stream you want to apply for:' and contains a table with one column: 'General Stream'. The first row shows 'BACHELOR OF ARTS' with a checkbox. At the bottom center, there is a green 'Continue' button.

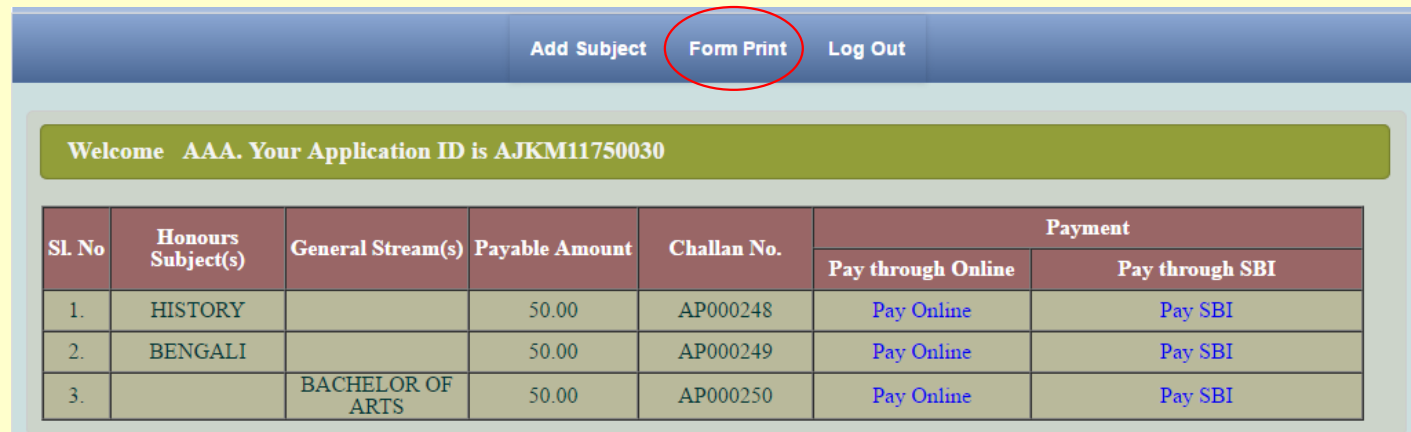
Payment

➤ You can pay by Online

Add Subject Form Print Log Out						
Welcome AAA. Your Application ID is AJKM11750030						
Sl. No	Honours Subject(s)	General Stream(s)	Payable Amount	Challan No.	Payment	
					Pay through Online	Pay through SBI
1.	HISTORY		50.00	AP000248	Pay Online	Pay SBI
2.	BENGALI		50.00	AP000249	Pay Online	Pay SBI
3.		BACHELOR OF ARTS	50.00	AP000250	Pay Online	Pay SBI

Final Form Print

- You can print your Form
- Click on 'Form Print' button.



Sl. No	Honours Subject(s)	General Stream(s)	Payable Amount	Challan No.	Payment	
					Pay through Online	Pay through SBI
1.	HISTORY		50.00	AP000248	Pay Online	Pay SBI
2.	BENGALI		50.00	AP000249	Pay Online	Pay SBI
3.		BACHELOR OF ARTS	50.00	AP000250	Pay Online	Pay SBI